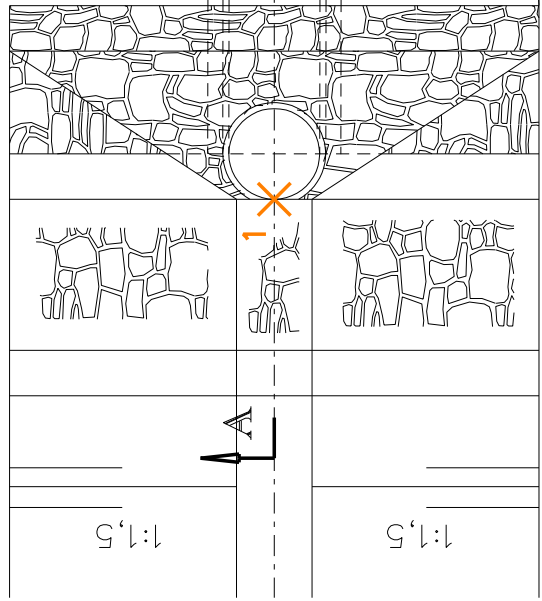
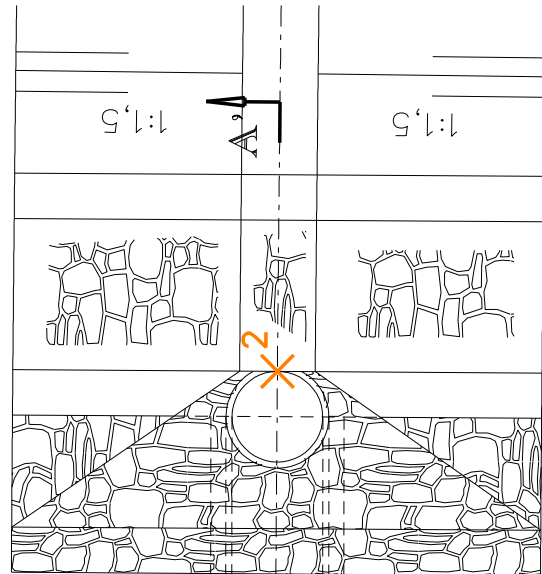



PŮDORYS

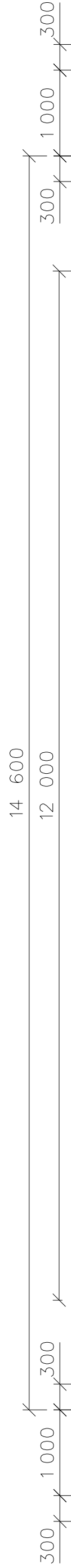


BETON C25/30	10,40	m ³
PODKL. BETON C8/10	1,40	m ³
KAMENNA DLAŽBA	3,40	m ³
TL, 200 mm		
SIT 100x100x6 mm	186,0	kg
42 m ²		



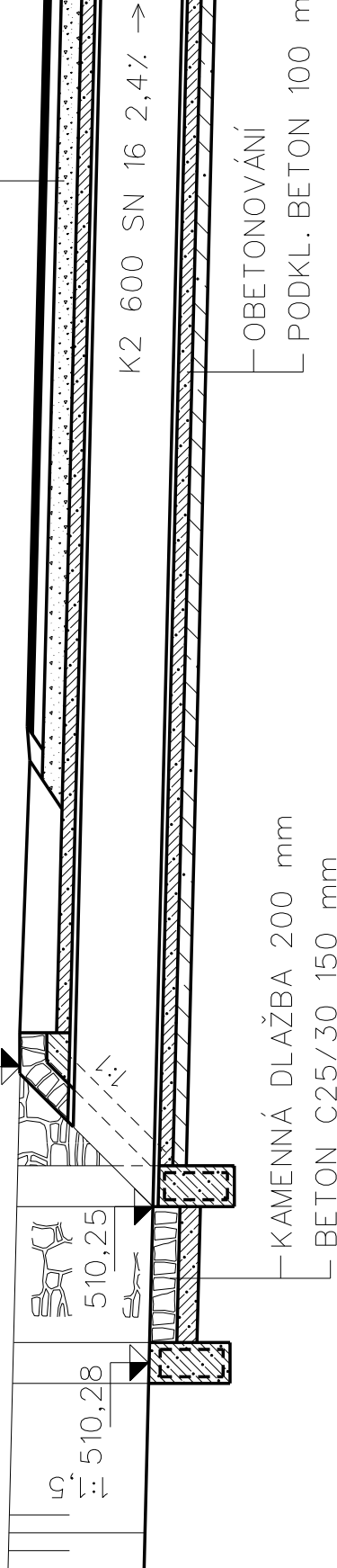
SOUŘADNICE JTSK			
OZNAČ.	Y	X	
1	722288.40	1137571.56	
2	722284.51	1137585.65	

OSA KOMUNIKACE



ŘEZ A-A'

ACO 11	40 mm
PS	
ACP 16+	80 mm
PI	
ŠDa (0 - 63 mm)	90 MPa
	150 mm



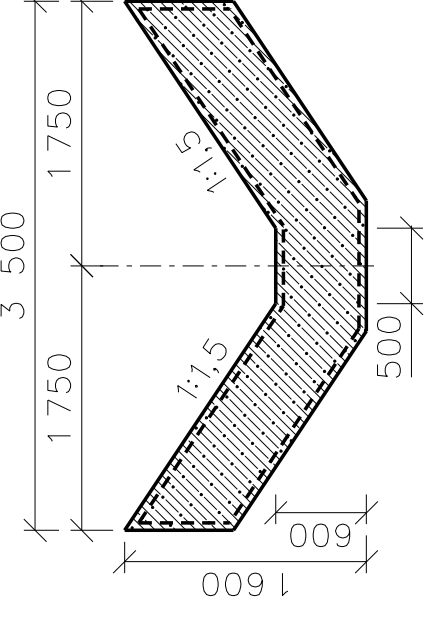
KAMENNÁ DLAŽBA 200 mm
BETON C25/30 150 mm

OBETONOVÁNÍ
PODKL. BETON 100 mm

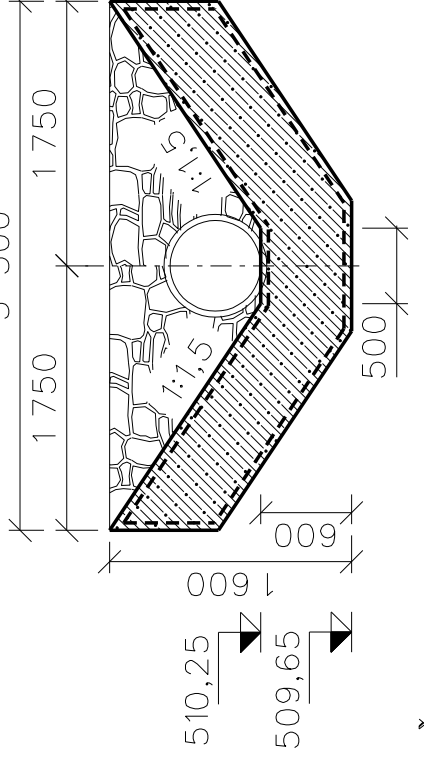
KAMENNÁ DLAŽBA 200 mm
BETON C25/30 150 mm

ŘEZ B-B'

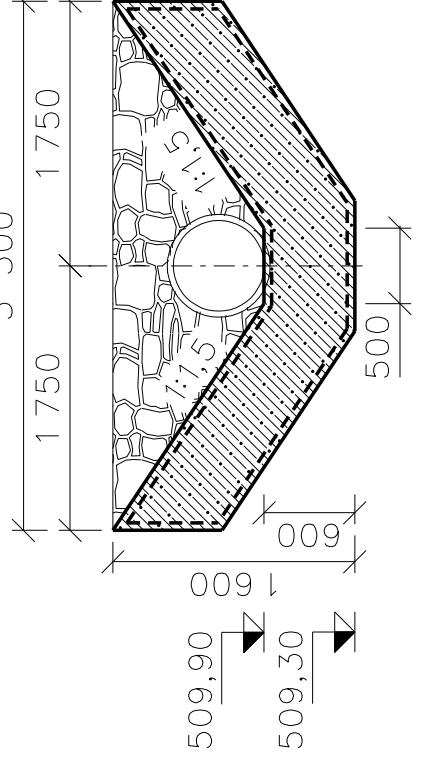
ŘEZ F-F'



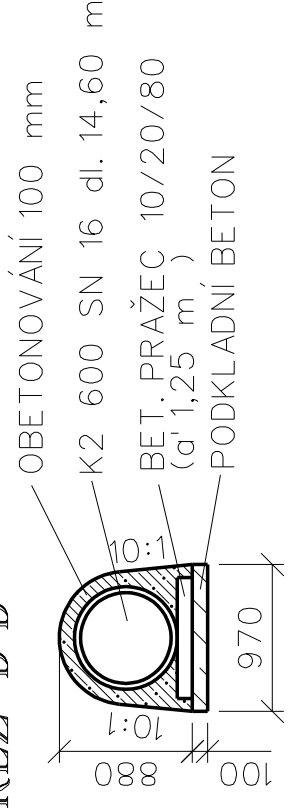
ŘEZ C-C'



ŘEZ E-E'



ŘEZ D-D'



M 1:50

PŘÍLOHA D.1.1.2.6.

TRUBNÍ PROPUSTEK km 0,429 45 - 0,444 05